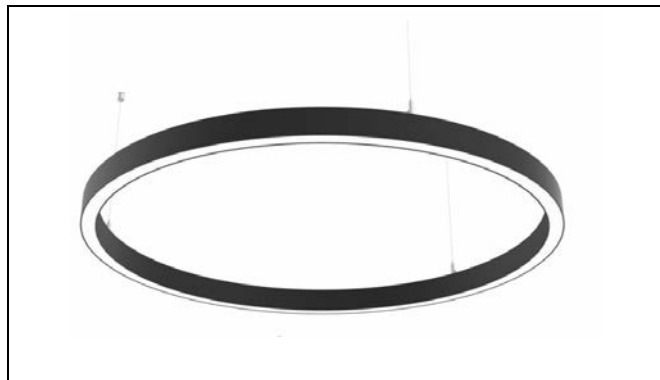
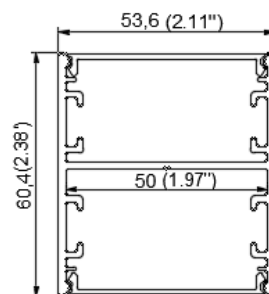


Model : ALP50C







Dimension



Specification

Aluminum Profile	6065-T5
Diffuser	PMMA opal matte cover
Diameter	600 / 900 / 1200 / 1800mm
Weight	1.23Kg/m
Max Strip Width	48mm
Max Power	54W/72W/108W/144W
Beam angle	100°
Finish	Silver /Black anodized , Powder coated white /black or other colors
Installation	Pendant /

Accessories

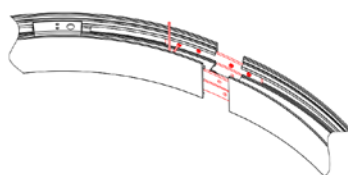
			
Connector(Steel)	Hanging bracket(steel)	Steel wire	LED Strip

Steps of Installation


1. Slide the U shape hanging clip into the profile and lock it on the suitable position




2. Connecting the curved profile by connector



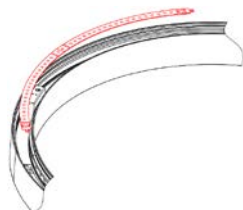
3. Stick the led modules inside the profile(down light)



4. Press the curved cover into the profile(down light)




5. Stick the led modules inside the profile(up light)



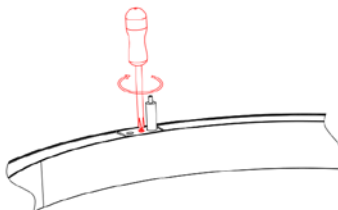
6. Lock the bottom of the steel wire



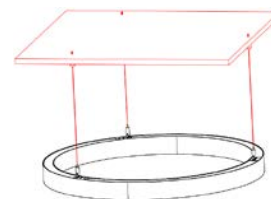
7. Press the curved cover into the profile(up light)



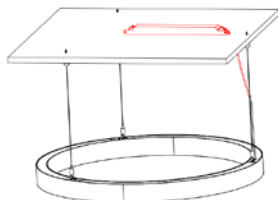
8. Fix the plate on the U shape clip



9. Hang the circle by the steel wire



10. Connecting the driver



11. Installation completed

