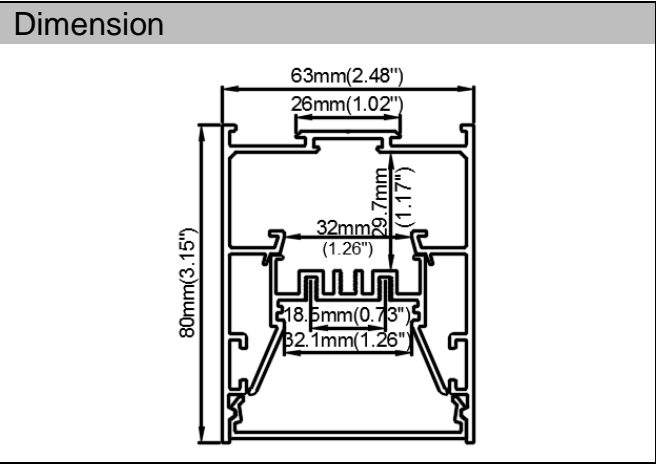
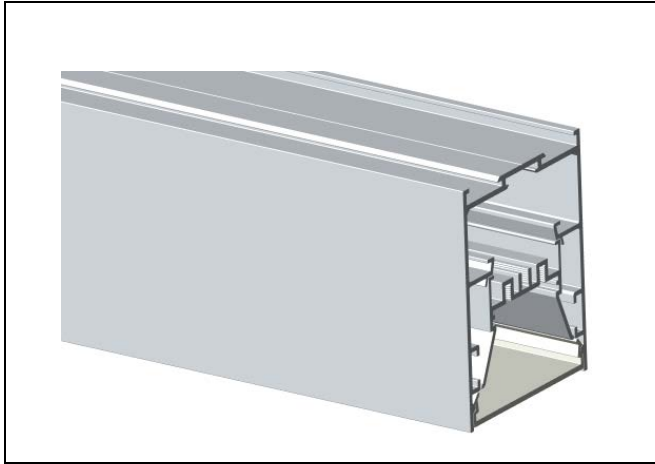


Model : ALP6380




**Specification**

Aluminum Profile	6063-T5
Diffuser	PC diffused cover
Length	2000mm / 2500mm / 3000mm
Weight	2.323kg/m
Max LED Strip Width	32mm
Max Power	30W/m
Beam angle	100°
Finish	Silver / Black anodized , Powder coated white / black or other colors
Installation	Pendant

**Accessories**

Magnet End Cap (Metal)	LED Strip	Inside Clip	Outside clip
Hanging Cord	Safety Cable	90° vertical connector	90° connector



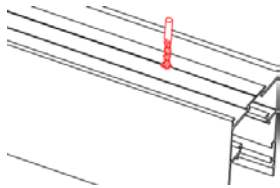
120° vertical connector

180° connector

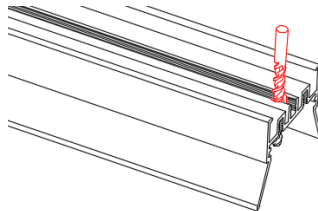
**Steps of Installation**

**The first option**

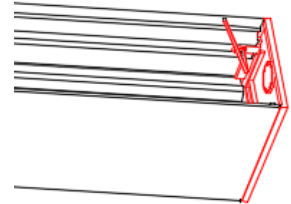
1. Drill the hole for power cord on the profile  
A



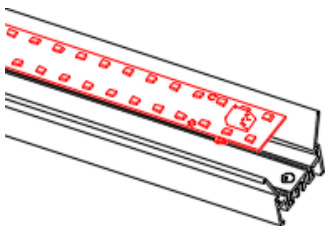
2. Drill the hole for power cord on the gear tray



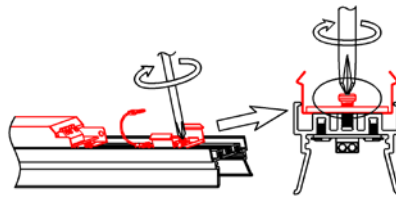
3. Install the end caps



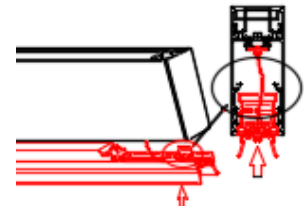
4. Fix the led module with screws



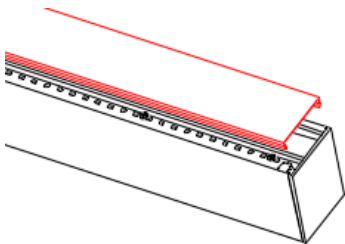
5. Fix the inside clip/driver/safety wire



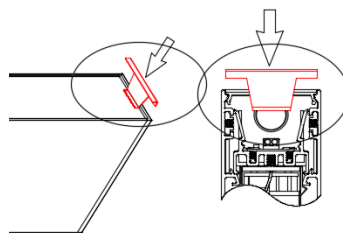
6. Install safety cable on the top of profile and push the gear tray



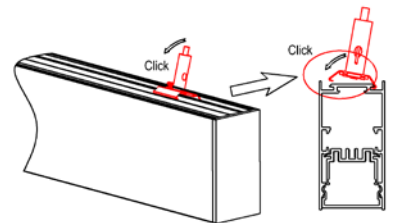
7. Press the diffuser inside



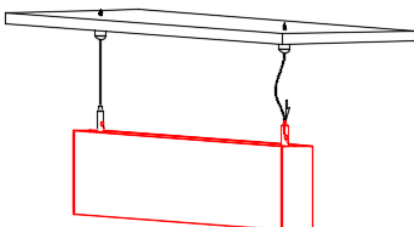
8. Insert the cover plate on both ends



9. Click the suspension parts



10. Fix the steel wire



11. installation completed

