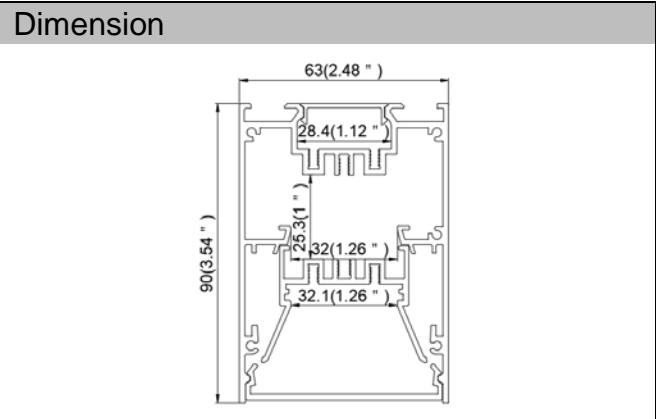
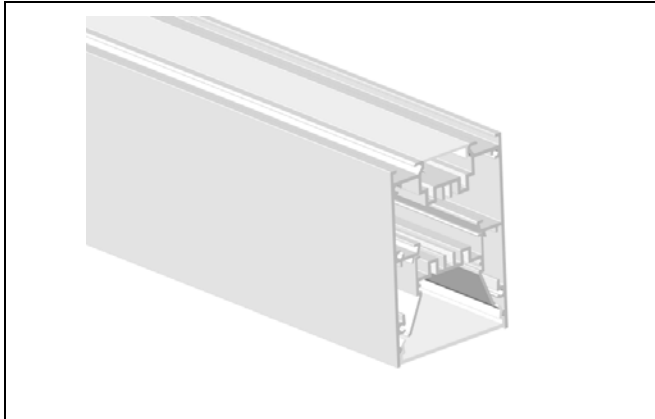


Model : ALP6390



Specification

Aluminum Profile	6063-T5
Diffuser	PC diffused cover
Length	2000mm / 2500mm / 3000mm
Weight	2.766kg/m
Max LED Strip Width	32mm
Max Power	40W/m
Beam angle	/
Finish	Silver / Black anodized , Powder coated white / black or other colors
Installation	Pendant

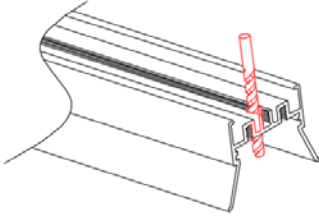
Accessories

CNC End Cap	LED Strip	Inside Clip	Outside clip
Hanging Cord	Safety Cable	90° Vertical Connector(Metal)	180° Connector(Metal)

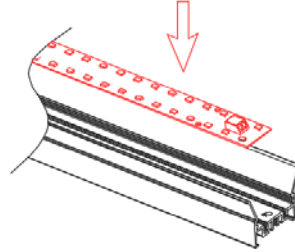
Steps of Installation

The first option

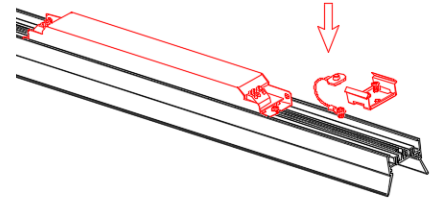
1. Drill the hole for power cable



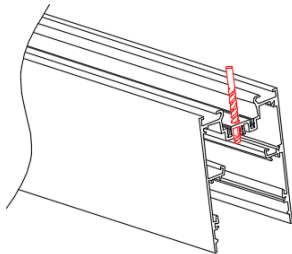
2. Install the LED module with screws



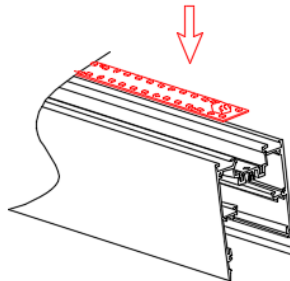
3. Fix the driver and inside clip with screws




4. Drill two holes for power cable



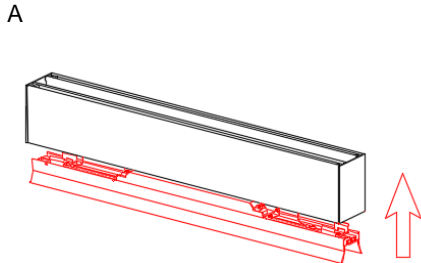
5. Install the LED module with screws



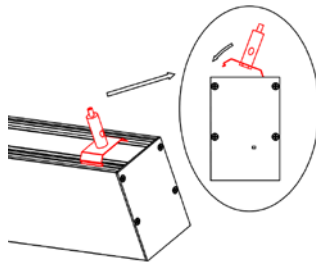
6. Fix the end caps



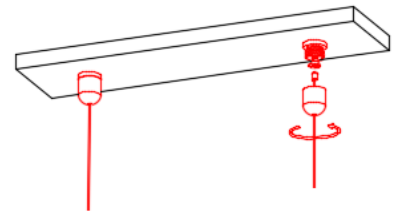
7. Click the assemble parts into profile



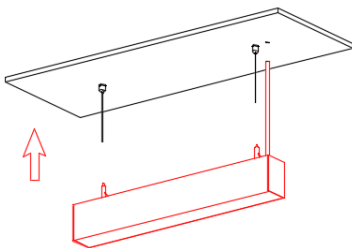
8. Click the stainless clip



9. Mount the fixture on the steel wire



10. Fix the fixture



11. Installation completed

