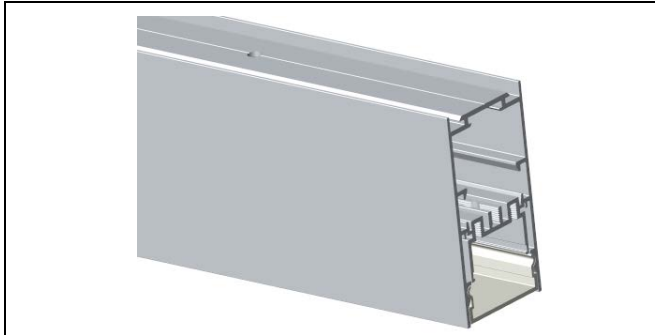
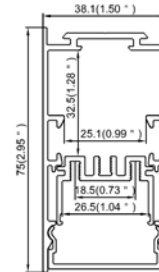


Model : ALP3875-R



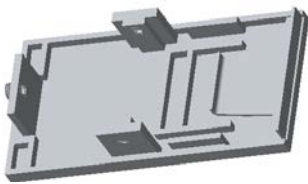
**Dimension**



**Specification**

Aluminum Profile	6063-T5
Diffuser	PC frosted cover
Length	2000mm / 2500mm / 3000mm
Weight	1.561kg/m
Max LED Strip Width	26mm
Max Power	30W/m
Beam angle	100°
Finish	Silver / Black anodized , Powder coated white / black or other colors
Installation	Pendant

**Accessories**



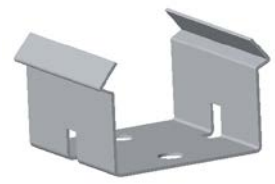
End Cap(Metal)



LED Strip



Hanging Clip




Inside Clip



Hanging Cord



Safety Cable



180° Connector(Metal)



90° Connector(Metal)



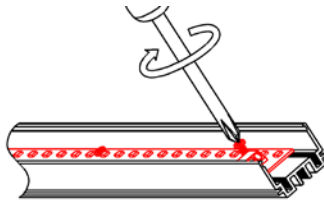
90° Vertical Connector(Metal)

**Steps of Installation**

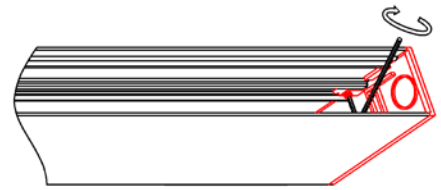
1. Fix the one wall clips



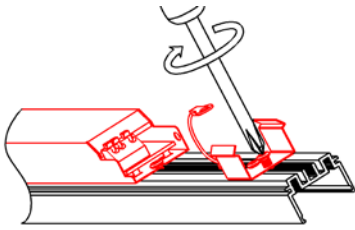
2. Lock the LED board with screws



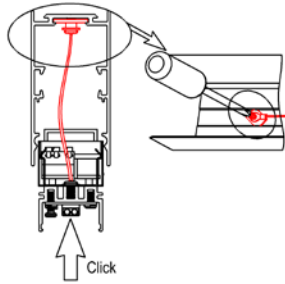
3. Lock the LED board on the profile B



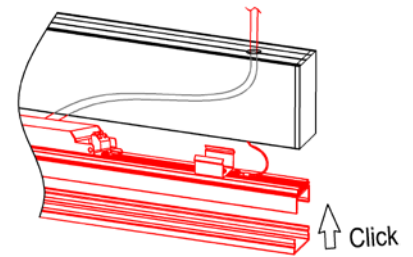
4. Install the driver, inside clip, safety cable with screws.



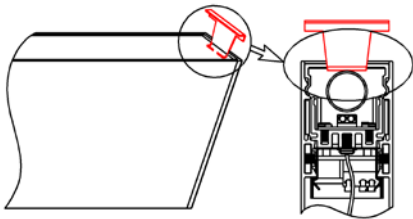
5. Lock the safety cable tightly.



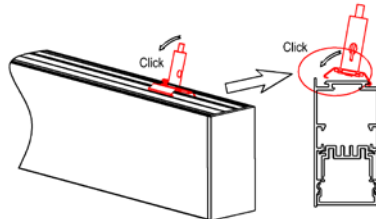
6. Click the assemble part and cover



7. Fix the shading plate



8. Click the suspension parts



9. Adjust the cable length and completed

