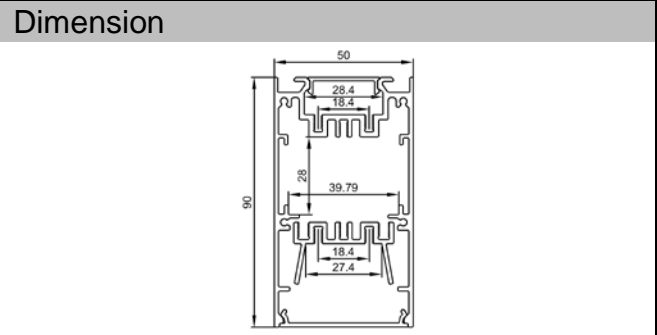




Model : ALP5090



Specification	
Aluminum Profile	6063-T5
Diffuser	PC diffused cover
Length	2000mm / 2500mm / 3000mm
Weight	2.34kg/m
Max LED Strip Width	26mm
Max Power	40W/m
Beam angle	100°
Finish	Silver / Black anodized , Powder coated white / black or other colors
Installation	Pendant

Accessories



End cap (Metal)

LED Module

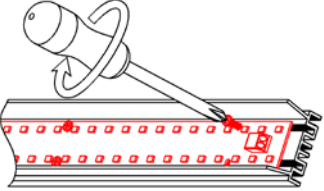
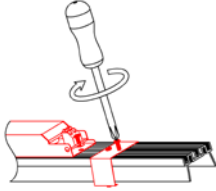
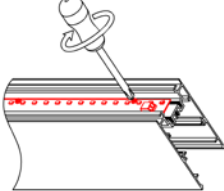
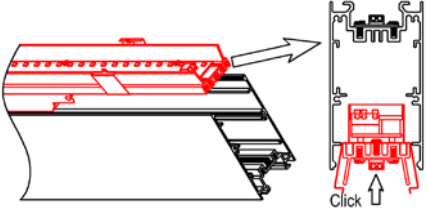
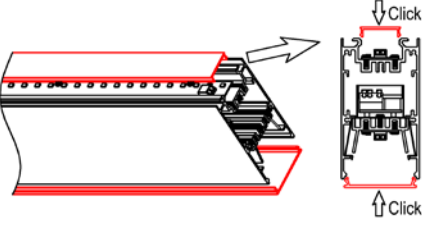
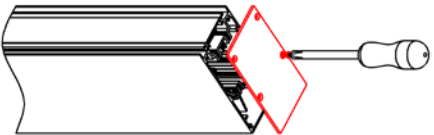
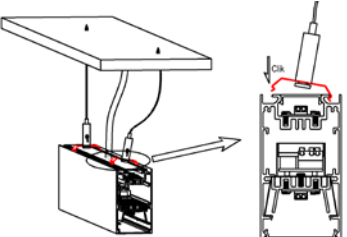
LED Strip

Hanging cord



Outside clip(Metal)

Steps of Installation

<p>1. Install the led module with screws</p> 	<p>2. Fix driver and internal clip with screws</p> 	<p>3. Install the led module for up light</p> 
<p>4. 1) Connect power cord 2) Click the profile B</p> 	<p>5. Click the diffused cover</p> 	<p>6. Fix the end caps with screws</p> 
<p>7. Install the hanging cable parts.</p> 	<p>8. Installation completed .</p> 