
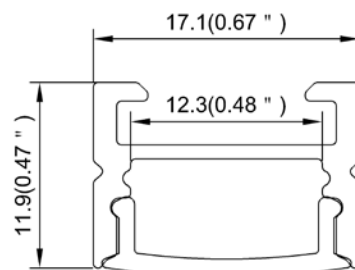


Model : ALP144



Dimension



Specification

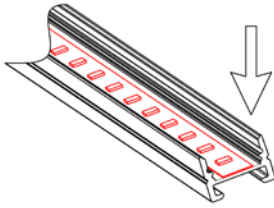
Aluminum Profile	6063-T5
Diffuser	PC diffused cover / PMMA opal cover/ PMMA semi-clear cover /PMMA clear cover
Length	2000mm / 2500mm / 3000mm
Weight	0.184kg/m
Max LED Strip Width	12mm
Max Power	24W/m
Beam angle	100°
Finish	Silver / Black anodized , Powder coated white / black or other colors
Installation	Surface

Accessories

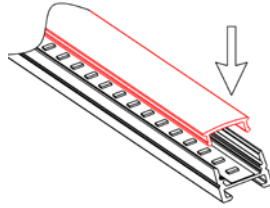
End Cap With Hole(ABS)	End Cap Without Hole(ABS)	LED Strip	Magnet
180° Connector(Metal)	90° Connector(Metal)	90° Vertical Connector(Metal)	135° Connector(Metal)
135° Vertical Connector(Metal)	Mounting clip(Metal)	Adjustable Bracket(Metal)	45° Clip(Metal)

Steps of Installation

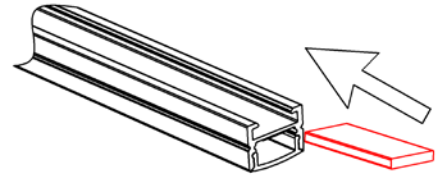
1. Stick the LED strip



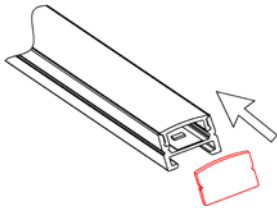
2. Press the diffused cover



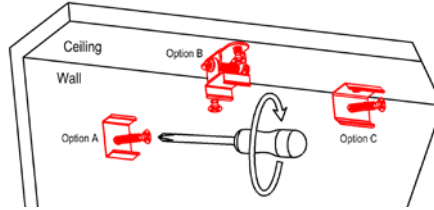
3. Insert the magnet(magnet version)



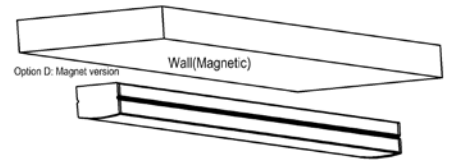
4. Click the end caps



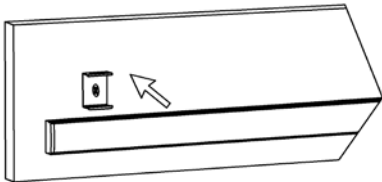
5. (1)Install the mounting clip chosen



6. (2)Installation of magnet version



7. Click the fixture to the Mounting clip



8. Installation completed

