
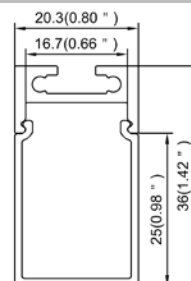


Model : ALP029



Dimension



Specification

Aluminum Profile	6063-T5
Diffuser	PC diffused cover / PMMA opal matte cover / PMMA semi-clear cover
Length	2000mm / 2500mm / 3000mm
Weight	0.386kg/m
Max LED Strip Width	16mm
Max Power	20W/m
Beam angle	100°
Finish	Silver / Black anodized , Powder coated white / black or other colors
Installation	Surface / Pendant

Accessories



End Cap With Hole(Metal)



LED Strip



Hanging Cord (Metal)




Stainless Clip (Metal)

Steps of Installation

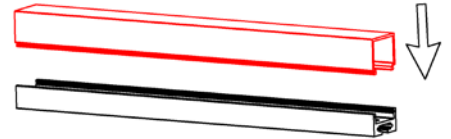
1. Drilling the holes for through the wire



2. Stick the LED strip




3. Press the diffused cover



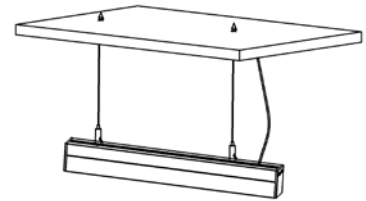
4. Install the hanging cord part



5. Install the end caps.



6. Installation completed

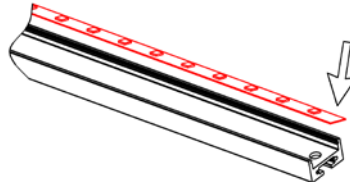


PENDANT VERSION

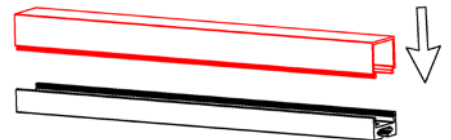
1. Drilling the hole for through the wire




2. Stick the LED strip



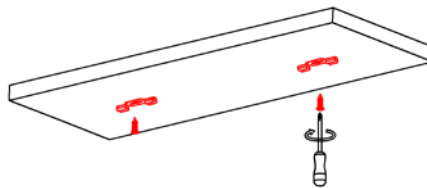
3. Press the diffused cover



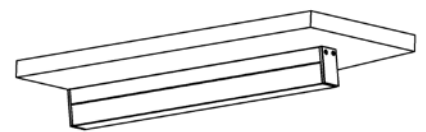
4. Install the end caps



5. Mounting the mounting clip on ceiling



6. Fix the fixture with clip



SURFACE VERSION